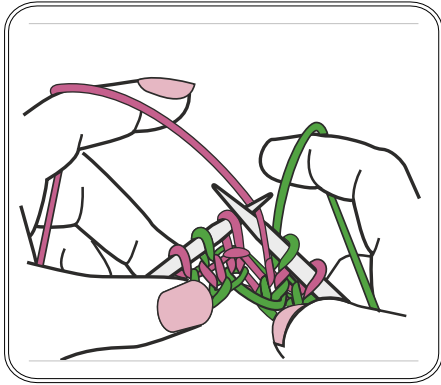
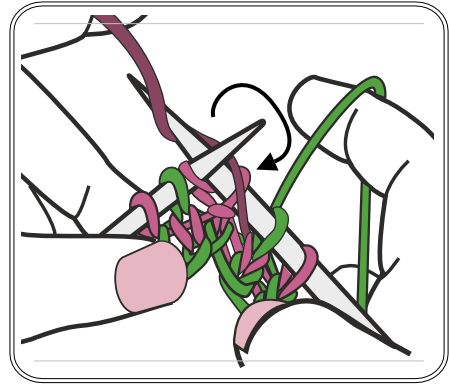


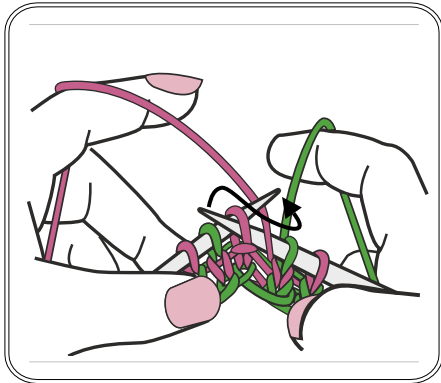
Norwegian Purl



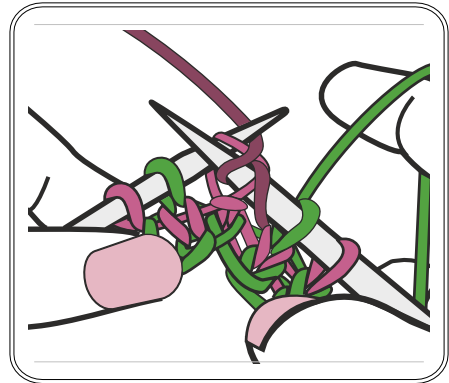
1) Keeping the continental held yarn behind the passive needle, pick it up with the working needle.



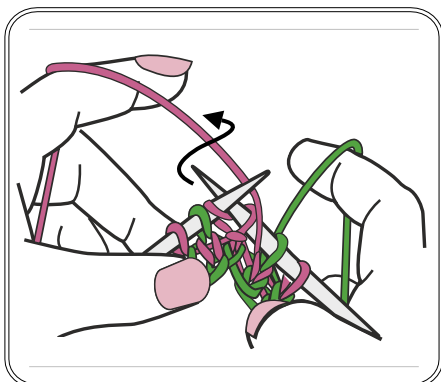
4) Keeping the yarn wrapped around the point, bring the working needle back to the front.



2) Insert the working needle into the next stitch purlwise. Then, keeping it inserted through the stitch, take the point of the working needle around behind the passive needle.



5) Take the yarn back through the stitch, then complete the stitch in the usual manner.



3) Pick up the continental held yarn as if to knit with it.